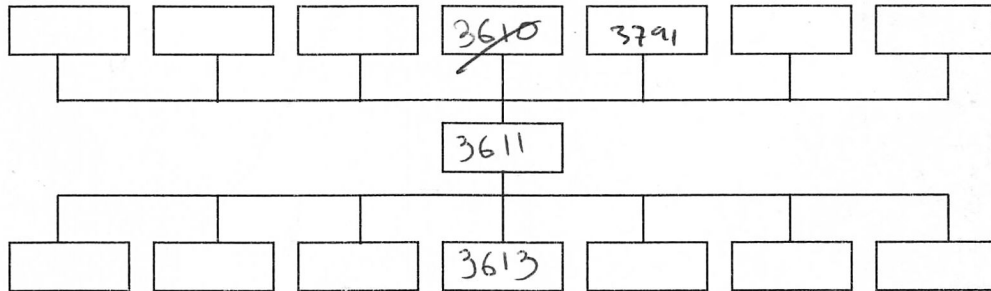


| | | | | |
|--|--|----------------------------|-----------------------------|--------------------------------|
| Site Code: MNO12 | Location: K | Grid Sq: 150/210 | Context Type: CUT | Context Number: 3611 |
| Deposit 1. Compaction 2. Colour 3. Composition 4. Inclusions 5. Interface 6. Dimensions 7. Other Comments 8. Method/Conditions | 1. SUB-SQUARE | Cut | | 1. Shape in Plan |
| | 2. ROUNDED | | | 2. Corners |
| | 3. NS 1m x 1m E-W X | | | 3. Dimensions |
| | 4. SHARP | | | 4. Break of slope - Top |
| | 5. FLAT | | | 5. Sides |
| | 6. | | | 6. Break of slope - Base |
| | 7. | | | 7. Base |
| | 8. Text of N/A. 9 NONE | | | 8. Orientation |
| | 10. BY [3381] DRAIN TO N AND NW WALL TO THE W AND PIT [3612] TO THE S. | | | 9. Inclination |
| | | | | 10. Truncation |
| | | | 11. Other comments | |
| | | | Max Level: 10.68 m OD | |
| | | | Min Level: m OD | |



| | | | |
|--|----------|-----------------|------------|
| Interpretation: | Internal | <u>External</u> | Structural |
| PIT / POSSIBLE INTERFACE FOR BARREL LINING OF SOUTHWALL. | | | |
| | | | |
| | | | |
| | | | |
| | | | |
| | | | |
| | | | |
| | | | |
| | | | |
| Context same as: | | | |

| | |
|--|---|
| Finds: None <input type="checkbox"/> Pot <input type="checkbox"/> Bone <input type="checkbox"/> Glass <input type="checkbox"/> Metal <input type="checkbox"/> CBM <input type="checkbox"/> Flint <input type="checkbox"/> Wood <input type="checkbox"/> Leather <input type="checkbox"/> | |
| Other (specify): | |
| Sample No(s): | Drawing No(s): 3611 (x 1) |
| Photo No(s): | Sketch/levels overleaf: <input type="checkbox"/> Transferred to plan: <input type="checkbox"/> |

| | | | |
|--------------------|-----------------|-----------------------|---|
| Compiled by: MK | Date: 4/6/15 | Checked by: aslo/s | Tick when entered in database: <input type="checkbox"/> |
|--------------------|-----------------|-----------------------|---|

Context Number:
3611

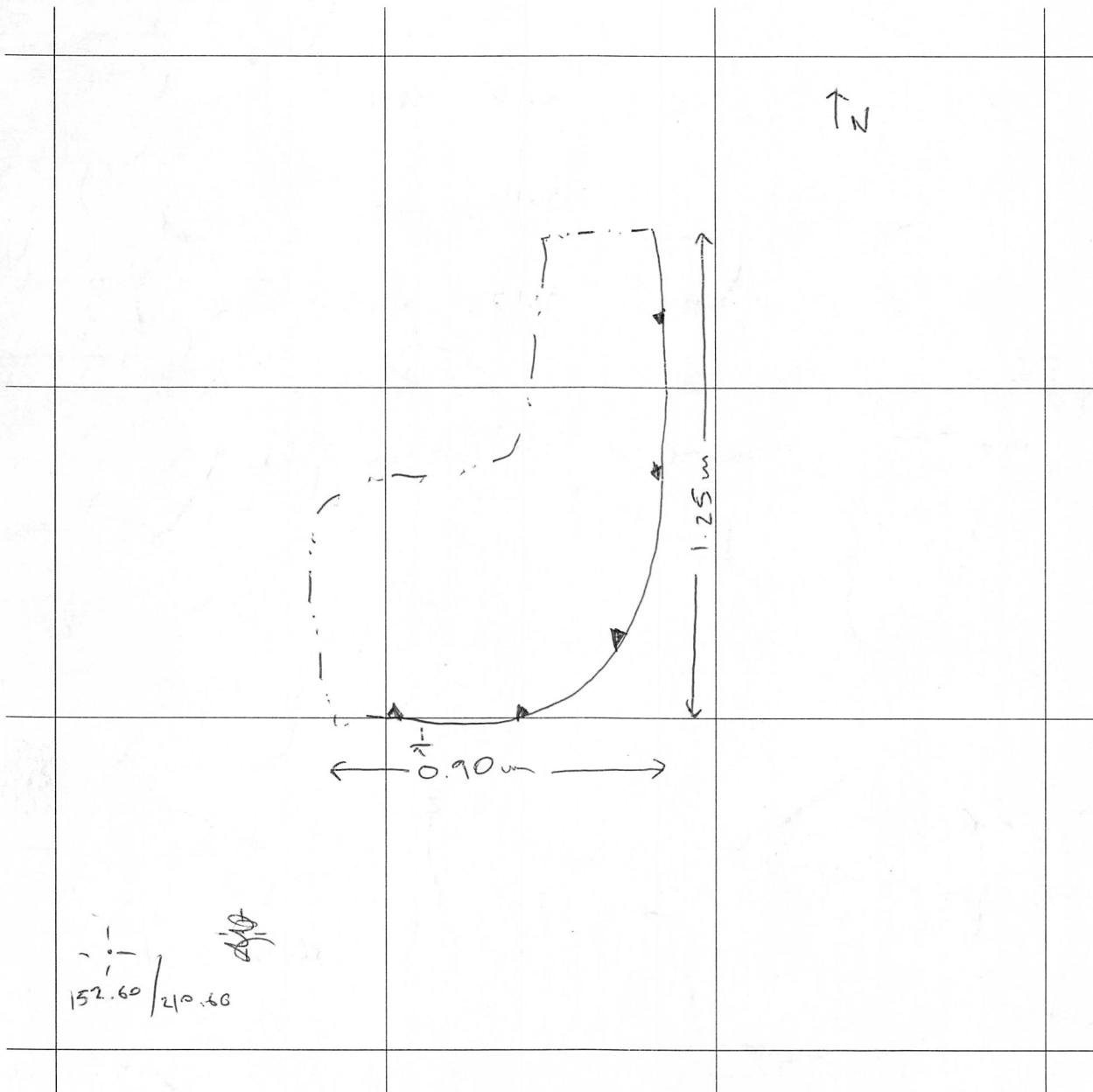
Level No.s
TBM 11.40
B/S 0.85
IH 12.25

Level No.s
TBM
B/S
IH

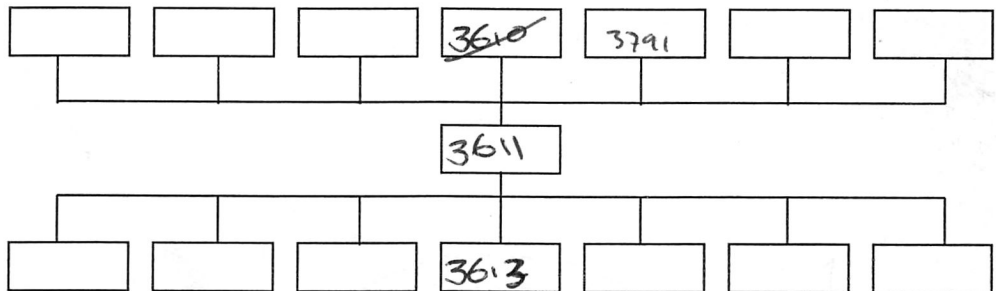
Level No.s
TBM
B/S
IH

Level No.s
TBM
B/S
IH

| No. | F/S | R/L (m OD) | No. | F/S | R/L (m OD) | No. | F/S | R/L (m OD) | No. | F/S | R/L (m OD) |
|-----|------|------------|-----|-----|------------|-----|-----|------------|-----|-----|------------|
| 1 | 1.61 | 10.68 | | | | | | | | | |
| | | | | | | | | | | | |
| | | | | | | | | | | | |
| | | | | | | | | | | | |
| | | | | | | | | | | | |



| | | | | |
|----------------------------|--------------------------------|----------------------------|-----------------------------|--------------------------------|
| Site Code: MNO12 | Location: C | Grid Sq: 150/210 | Context Type: CUT | Context Number: 3611 |
| Deposit | 1. circular | | | Cut |
| 1. Compaction | 2. N/A | | | 1. Shape in Plan |
| 2. Colour | 3. 0.75m diameter, 0.55m depth | | | 2. Corners |
| 3. Composition | 4. SHARP | | | 3. Dimensions |
| 4. Inclusions | 5. vertical | | | 4. Break of slope – Top |
| 5. Interface | 6. SHARP | | | 5. Sides |
| 6. Dimensions | 7. Flat | | | 6. Break of slope – Base |
| 7. Other Comments | 8. N/A, 9 - 10 | | | 7. Base |
| 8. Method/Conditions | Text II | | | 8. Orientation |
| | | | | 9. Inclination |
| | | | | 10. Truncation |
| | | | | 11. Other comments |
| | | | | |
| | | | | |
| | | | | |
| | | | | Max Level: 8.57 m OD |
| | | | | Min Level: 8.19 m OD |



| | | | |
|---|----------|-----------------|------------|
| Interpretation: | Internal | <u>External</u> | Structural |
| cut of pit, WITHIN & concentric to [3612] | | | |
| interface possible from BARRE LINDO SOMERWAY? | | | |
| | | | |
| | | | |
| | | | |
| | | | |
| | | | |
| | | | |
| | | | |
| Context same as: / | | | |

| | |
|---|---|
| Finds: None <input checked="" type="checkbox"/> Pot <input type="checkbox"/> Bone <input type="checkbox"/> Glass <input type="checkbox"/> Metal <input type="checkbox"/> CBM <input type="checkbox"/> Flint <input type="checkbox"/> Wood <input type="checkbox"/> Leather <input type="checkbox"/> | |
| Other (specify): | |
| Sample No(s): | Drawing No(s): P-22 (x) |
| Photo No(s): | Sketch/levels overleaf: <input type="checkbox"/> Transferred to plan: <input type="checkbox"/> |

| | | | |
|---------------------------|-------------------------|--------------------------------|---|
| Compiled by: BK | Date: 15/6/15 | Checked by: ms/10/15 | Tick when entered in database: <input type="checkbox"/> |
|---------------------------|-------------------------|--------------------------------|---|

Context Number:
3611

Level No.s 1-5
TBM 11.40
B/S -0.05
IH 11.35

Level No.s
TBM
B/S
IH

Level No.s
TBM
B/S
IH

Level No.s
TBM
B/S
IH

| No. | F/S | R/L (m OD) | No. | F/S | R/L (m OD) | No. | F/S | R/L (m OD) | No. | F/S | R/L (m OD) |
|-----|------|------------|-----|-----|------------|-----|-----|------------|-----|-----|------------|
| 1 | 3.71 | 7.64 | | | | | | | | | |
| 2 | 3.16 | 8.19 | | | | | | | | | |
| 3 | 3.16 | 8.19 | | | | | | | | | |
| 4 | 2.78 | 8.57 | | | | | | | | | |
| 5 | 2.67 | 8.68 | | | | | | | | | |

