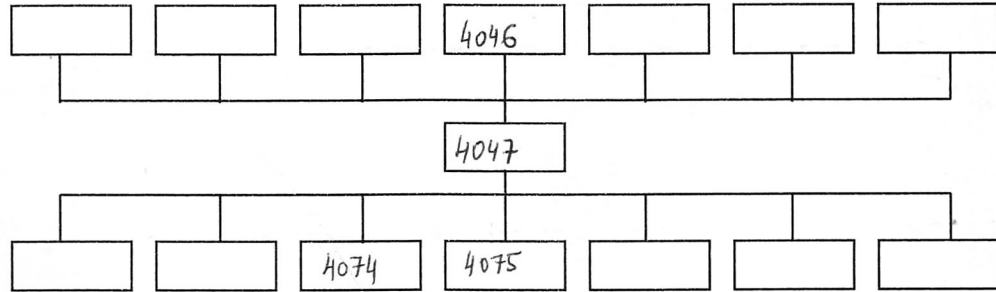


Site Code: MNO12	Location: AREA D	Grid Sq: 2 150/225	Context Type: Cut	Context Number: [4047]
Deposit				Cut
1. Compaction	1. rectangular			1. Shape in Plan
2. Colour	2. irregular			2. Corners
3. Composition	3. 3.10m (E-W); 0.60m (N-S); 0.30m deep			3. Dimensions
4. Inclusions	4. sharp			4. Break of slope - Top
5. Interface	5. vertical			5. Sides
6. Dimensions	6. sharp			6. Break of slope - Base
7. Other Comments	7. flat			7. Base
8. Method/Conditions	Text 8. E-W			8. Orientation
	9. /			9. Inclination
	10. [+]			10. Truncation
	11. /			11. Other comments
				Max Level: 10.874 m OD
				Min Level: 10.34 m OD



Interpretation:	Internal	External <input checked="" type="checkbox"/>	Structural
Cut for drain [4046].			
The cut for the [4046] drain cuts through an earlier drain [4076].			
It cuts through the backfill of the earlier drain [4074] and through the silted up of the drain (4075). It seems that the later drain [4046] was built on top of an earlier drain and built so that it flows in drain [4059], which is a N-S running drain, through an opening in [4059] that was originally meant for the flow in from [4076].			
Context same as:			

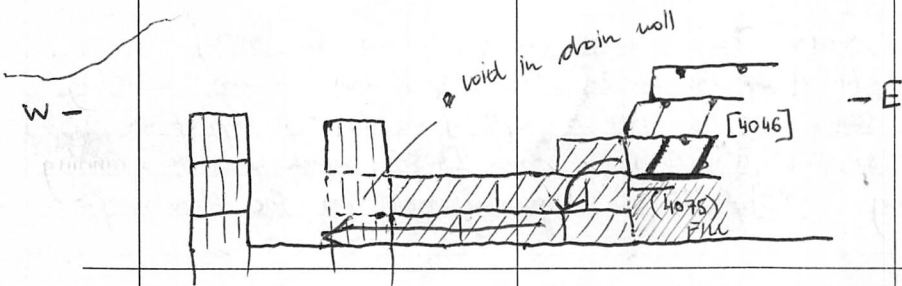
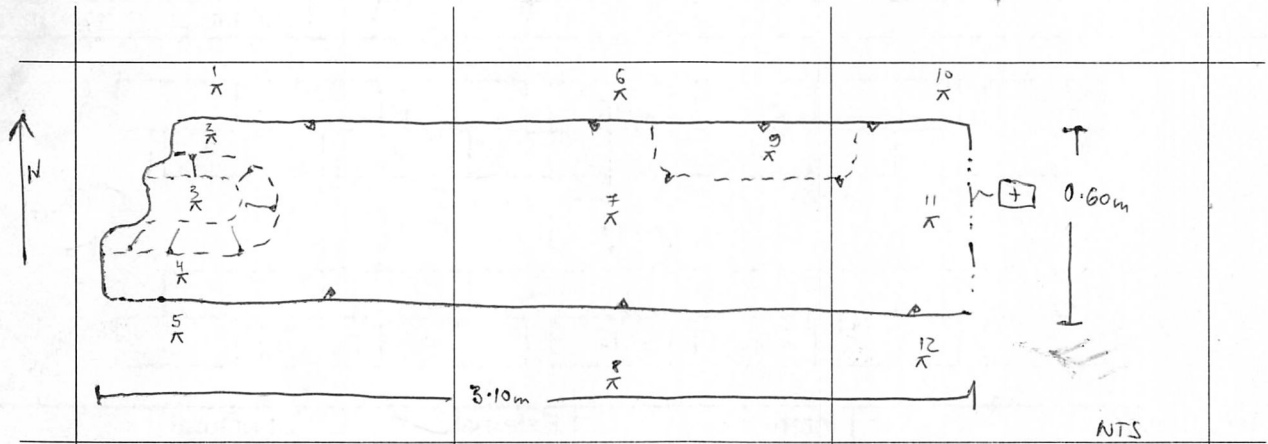
Finds: None <input checked="" type="checkbox"/> Pot <input type="checkbox"/> Bone <input type="checkbox"/> Glass <input type="checkbox"/> Metal <input type="checkbox"/> CBM <input type="checkbox"/> Flint <input type="checkbox"/> Wood <input type="checkbox"/> Leather <input type="checkbox"/>	
Other (specify):	
Sample No(s):	Drawing No(s): 4047 (x1)
Photo No(s):	Sketch/levels overleaf: <input checked="" type="checkbox"/> Transferred to plan: <input checked="" type="checkbox"/>

Compiled by: MK	Date: 25-06-2015	Checked by: [Signature]	Tick when entered in database: <input type="checkbox"/>
--------------------	---------------------	----------------------------	---



Context Number:
[4047]

Level No.s 1-12	Level No.s	Level No.s	Level No.s
TBM 11.40	TBM	TBM	TBM
B/S 0.98	B/S	B/S	B/S
IH 12.38	IH	IH	IH

No.	F/S	R/L (m OD)	No.	F/S	R/L (m OD)	No.	F/S	R/L (m OD)	No.	F/S	R/L (m OD)
1	1.87	10.51	6	1.64	10.74	11	1.92	10.46			
2	1.97	10.41	7	1.96	10.42	12	1.64	10.74			
3	2.04	10.34	8	1.70	10.68						
4	1.96	10.42	9	1.85	10.53						
5	1.74	10.64	10	1.69	10.69						



- a crosssection through 3 drains to show how [4076] was originally built to fit in a void in [4059]. ~~They~~ Another drain was later built on top of [4076] and made to flow into the void in [4059].

 - 4059
 - 4076